



Sorell Council

2014 election report

Table of contents

- Local Government Elections in Tasmania
- Report on the 2014 Sorell Council Election
- List of Councillors following the 2014 elections
- Councillor results
- Mayor and Deputy Mayor results
- By-election results

Local Government Elections in Tasmania

Tasmania's local government elections were held in September-October 2014. These were the first all-in, all-out elections conducted since the enactment on 20 June 2013 of the *Local Government Amendment (Elections) Act 2013* and the making of the *Local Government (Number of Councillors) Order 2013*, the *Local Government (Number of Councillors) Order 2014* and the *Local Government (Elections) Order 2013*.

The effect of these was to defer the elections, originally scheduled for 2013, until 2014 when all councillors and aldermen, and mayors and deputy mayors, would be elected for a four year term ending in 2018. The terms of office of councillors elected in both 2009 and 2011 ended in 2014.

There was also a reduction in the number of councillors or aldermen to be elected to nine councils in 2014 (see statewide *Local government election report 2014* for further details).

The Tasmanian Electoral Commission (TEC) supervises the conduct of elections in accordance with the *Local Government Act 1993*. Elections by postal ballot have been held approximately biennially since 1994, with the next quadrennial elections due in October 2018.

Candidate information booklets and complete election results for the state are available from the TEC and are posted on the TEC website www.tec.tas.gov.au.

2014 Election timetable

Notice of election published	Saturday 13 September
Nominations opened	9am Monday 15 September
Electoral rolls closed	6 pm Thursday 18 September
Nominations closed	12 noon Monday 29 September
Nominations announced	12 noon Tuesday 30 September
Ballot material received by electors	14–17 October
Polling period	14–28 October
Close of poll	10 am Tuesday 28 October

Casual vacancies for councillor/alderman

Casual vacancies are filled by recount where possible, unless the vacancy occurs within 6 months of a forthcoming election. Only unelected candidates from the relevant election may contest a recount. If a recount is not possible, a by-election is held. A candidate elected at a recount or by-election serves until the next council election.

Elector polls

A council may hold an elector poll on any issue it determines. It may also be required to hold an elector poll following petitions from electors in accordance with Part 6 of the Act. A council is not bound by the result of an elector poll.

Electoral system

Voting in Tasmanian local government elections is not compulsory.

Elections for councillor positions are conducted using a system modelled on the Hare-Clark method of proportional representation used in Tasmanian House of Assembly elections.

Mayoral and deputy mayoral elections use a preferential system similar to that used for Tasmanian Legislative Council and federal House of Representatives elections.

Report on the 2014 Sorell Council Election

Elections were held for the positions of Mayor, Deputy Mayor and 9 Councillors, all for 4 year terms.

10 164 Sorell electors were enrolled for the 2014 elections, comprising 9 908 (97.48%) from the State House of Assembly roll and 256 (2.52%) from the General Manager's roll.

54.13% of Sorell electors returned their ballot papers in comparison with 54.58% statewide.

By-elections

By-elections, conducted by postal ballot, were held to fill vacancies for mayor and one councillor following the resignation of Mayor Carmel Torenus on 19 September 2012. The ballot closed at 10am Tuesday 6 November 2012. Four candidates contested the councillor by-election and four candidates contested the mayor by-election. An abstract of each count are at the back of this report.

Sorell Councillors following the 2014 elections

Mayor

VINCENT, Kerry John

Deputy Mayor

McDONALD, Brett

9 Councillors

VINCENT, Kerry John

TORENIUS, Carmel

McDONALD, Brett

REYNOLDS, Natham

DE WILLIAMS, Deborah

EVANS, Graeme

WHITE, Lindsay

GALA, Vlad

DEGRASSI, Kerry

The candidates

Sorell Council

enrolment 10 164

Councillor

15 candidates (9 to be elected)

ARNOTT, David	Sorell
BUNYAN, Robyn ^	Midway Point
DE WILLIAMS, Deborah *	Midway Point
DEGRASSI, Kerry *^	Dodges Ferry
DUNBABIN, James Francis ^	Penna
EVANS, Graeme *^	Sorell
GALA, Vlad *	Dodges Ferry
HOLLOWAY, Matt	Dodges Ferry
LEACH, Rob ^	Copping
McDONALD, Brett *^	Midway Point
RANSON, Andrew	Dodges Ferry
REYNOLDS, Natham *	Midway Point
TORENIUS, Carmel *^	Forcett
VINCENT, Kerry John *^	Forcett
WHITE, Lindsay *^	Nugent

Mayor

3 candidates

GALA, Vlad	Dodges Ferry
TORENIUS, Carmel	Forcett
VINCENT, Kerry John *^	Forcett

Deputy Mayor

4 candidates

HOLLOWAY, Matt	Dodges Ferry
McDONALD, Brett *^	Midway Point
RANSON, Andrew	Dodges Ferry
REYNOLDS, Natham	Midway Point

* denotes elected candidate

^ denotes seeking re-election

Sorell Council - 2014 Councillor election

Polling closed at 10am 28 October 2014

Electors enrolled: 10 164

Declarations rejected: 128

Number to be elected: 9

Declarations returned: 5 502

Declarations admitted: 5 374

Returning Officer: Maree Ward

Response rate: 54.13%

Rejection rate: 2.33%

Count	ARNOTT	BUNYAN	DE WILLIAMS	DEGRASSI	DUNBABIN	EVANS	GALA	HOLLOWAY	LEACH	MCDONALD
1	91.00	132.00	276.00	175.00	116.00	212.00	222.00	118.00	124.00	307.00
2	19.66	24.10	41.22	56.44	64.69	91.33	48.20	33.61	31.71	323.46
3	110.66	156.10	317.22	231.44	180.69	303.33	270.20	151.61	155.71	630.46
4	132.60	179.86	410.47	309.45	288.56	438.02	348.21	189.39	196.54	630.46
5	5.02	7.86	6.55	8.96	15.07	24.91	4.15	6.55	10.27	- 111.46
6 to 10	137.62	187.72	417.02	318.41	303.63	462.93	352.36	195.94	206.81	519.00
11 to 15	1.45	3.27	8.72	5.08	7.26	6.90	3.63	6.54	3.27	519.00
16	139.07	190.99	425.74	323.49	310.89	469.83	355.99	202.48	210.08	519.00
17 to 20	6.26	11.29	23.27	12.11	6.69	4.30	10.06	17.31	5.43	519.00
21	145.33	202.28	449.01	335.60	317.58	474.13	366.05	219.79	215.51	519.00
22	- 145.33	18.17	29.29	19.64	11.70	11.81	15.38	13.39	12.42	519.00
23 to 27	0.00	220.45	478.30	355.24	329.28	485.94	381.43	233.18	227.93	519.00
28	- 150.00	41.00	27.00	11.00	9.00	11.00	11.00	11.00	16.00	519.00
29 to 30	70.45	519.30	382.24	340.28	494.94	392.43	244.18	243.93	519.00	519.00
31	- 70.45	13.91	10.09	12.62	9.60	6.34	4.83	0.00	519.30	519.00
32 to 35	0.00	519.30	396.15	350.37	507.56	402.03	250.52	248.76	519.00	519.00
36	- 0.30	0.05	0.02	0.06	0.02	0.05	0.04	0.04	519.00	519.00
37	519.00	396.20	350.39	507.62	402.05	250.57	248.80	519.00	519.00	519.00
38	31.00	21.00	26.00	20.00	18.00	- 150.00	519.00	427.20	371.39	533.62
39	519.00	427.20	371.39	533.62	422.05	268.57	98.80	519.00	427.20	371.39
40	13.95	35.97	11.77	14.34	- 98.80	519.00	441.15	407.36	533.62	433.82
41	519.00	441.15	407.36	533.62	433.82	282.91	0.00	519.00	441.15	407.36
42	6.18	2.81	- 14.62	0.56	3.37	519.00	447.33	410.17	519.00	434.38
43	519.00	447.33	410.17	519.00	434.38	286.28	519.00	447.33	410.17	519.00
44	45.78	45.31	84.58	- 210.18	519.00	493.11	455.48	519.00	493.11	455.48
45	519.00	493.11	455.48	519.00	493.11	455.48	519.00	493.11	455.48	519.00
46	14.01	18.28	22.55	- 56.04	519.00	507.12	473.76	519.00	507.12	473.76
47	519.00	507.12	473.76	519.00	507.12	473.76	519.00	507.12	473.76	519.00
48	8.35	11.14	- 20.06	519.00	515.47	484.90	519.00	515.47	484.90	519.00
49	519.00	515.47	484.90	519.00	515.47	484.90	519.00	515.47	484.90	519.00
50	2.56	4.10	519.00	518.03	489.00	519.00	541.51	519.00	518.03	489.00
51	519.00	518.03	489.00	519.00	518.03	489.00	519.00	518.03	489.00	519.00
52	9.12	11.55	- 22.51	519.00	527.15	500.55	519.00	527.15	500.55	519.00
53	519.00	527.15	500.55	519.00	527.15	500.55	519.00	527.15	500.55	519.00

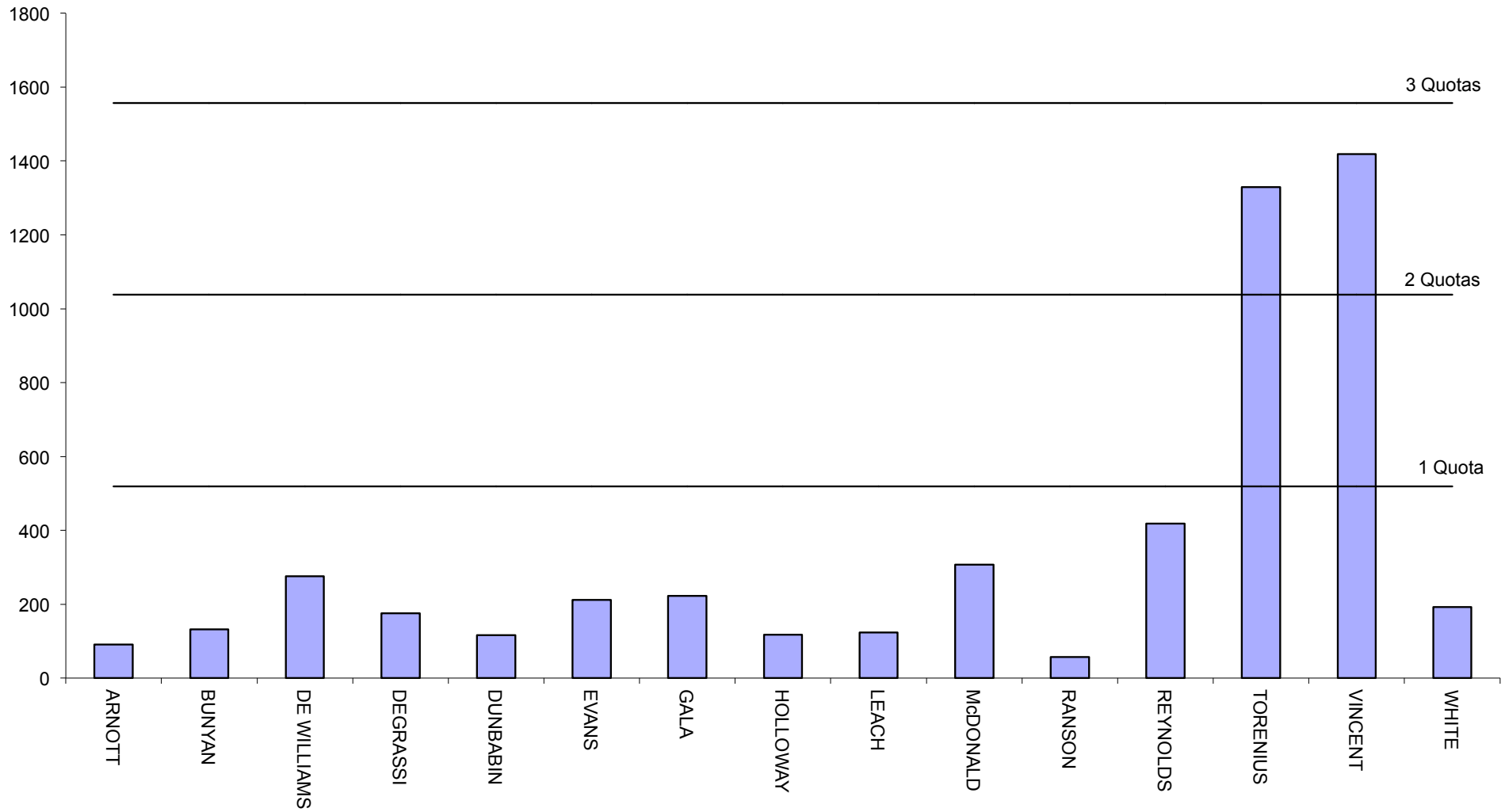
Ballot paper adjustment: 3
 Total ballot papers: 5 371

Formal Votes: 5 188
 Informal ballot papers: 183
 Informality rate: 3.41%

Quota = 519

RANSON	REYNOLDS	TORENIUS	VINCENT	WHITE	Votes Exhausted	Loss (Gain) by Fraction	Total Votes	Remarks
57.00	418.00	1329.00	1419.00	192.00		0.00	5188.00	VINCENT elected 1, TORENIUS elected 2
11.41	65.32		- 900.00	88.79		0.06		VINCENT's surplus distributed
68.41	483.32	1329.00	519.00	280.79		0.06	5188.00	McDONALD elected 3
31.69	88.37	- 810.00		73.74		0.06		TORENIUS' surplus distributed
100.10	571.69	519.00	519.00	354.53		0.12	5188.00	REYNOLDS elected 4
1.09				20.98		0.05		McDONALD's surplus distributed
101.19	571.69	519.00	519.00	375.51		0.17	5188.00	
2.90	- 52.69			3.63		0.04		REYNOLDS' surplus distributed
104.09	519.00	519.00	519.00	379.14		0.21	5188.00	
- 104.09				7.26		0.11		RANSON excluded
0.00	519.00	519.00	519.00	386.40		0.32	5188.00	
				13.39		0.14		ARNOTT excluded
	519.00	519.00	519.00	399.79		0.46	5188.00	
				24.00		0.00		BUNYAN part excluded
	519.00	519.00	519.00	423.79		0.46	5188.00	DE WILLIAMS elected 5
				12.97		0.09		BUNYAN excluded
	519.00	519.00	519.00	436.76		0.55	5188.00	
				0.02		0.04		DE WILLIAMS' surplus distributed
	519.00	519.00	519.00	436.78		0.59	5188.00	
				34.00		0.00		LEACH part excluded
	519.00	519.00	519.00	470.78		0.59	5188.00	EVANS elected 6
				22.72		0.05		LEACH excluded
	519.00	519.00	519.00	493.50		0.64	5188.00	
				1.68		0.02		EVANS' surplus distributed
	519.00	519.00	519.00	495.18		0.66	5188.00	
				31.51	3.00	0.00		HOLLOWAY part excluded
	519.00	519.00	519.00	526.69	3.00	0.66	5188.00	WHITE elected 7
					1.21	(0.01)		HOLLOWAY part excluded
	519.00	519.00	519.00	526.69	4.21	0.65	5188.00	GALA elected 8
					0.57	0.00		HOLLOWAY excluded
	519.00	519.00	519.00	526.69	4.78	0.65	5188.00	
				- 7.69	1.02	0.01		WHITE's surplus distributed
	519.00	519.00	519.00	519.00	5.80	0.66	5188.00	
					1.82	0.02		GALA's surplus distributed
	519.00	519.00	519.00	519.00	7.62	0.68	5188.00	DEGRASSI elected 9

2014 Sorell Councillor election - first preferences



Sorell Council

Polling closed at 10am 28 October 2014

Returning Officer: Maree Ward

Mayor

Declarations admitted: 5 374

Formal Votes: 5 320

Ballot paper adjustment: 4

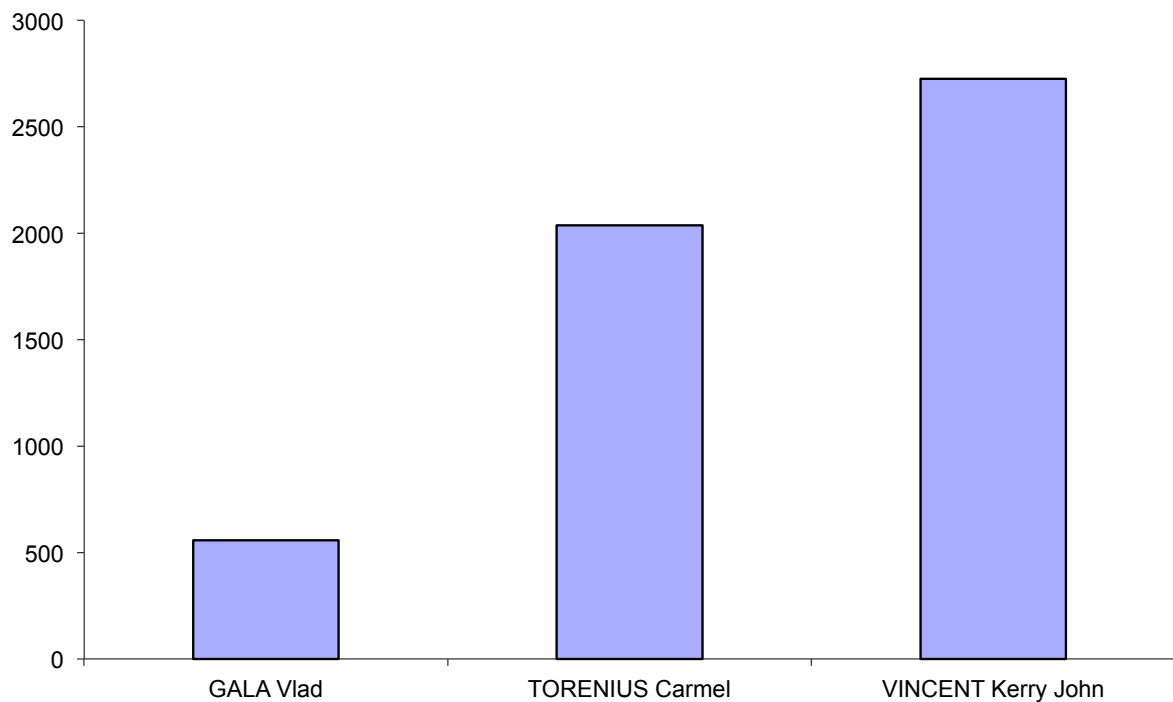
Informal ballot papers: 50

Total ballot papers: 5 370

Informality rate: 0.93%

		GALA Vlad	TORENIUS Carmel	VINCENT Kerry John	Exhausted	Total Votes	Absolute Majority	Remarks
Count 1	Progress Total	557	2038	2725	0	5320	2661	VINCENT elected

2014 Sorell Mayor election - first preferences



Sorell Council

Polling closed at 10am 28 October 2014

Returning Officer: Maree Ward

Deputy Mayor

Declarations admitted: 5 374

Ballot paper adjustment: 4

Total ballot papers: 5 370

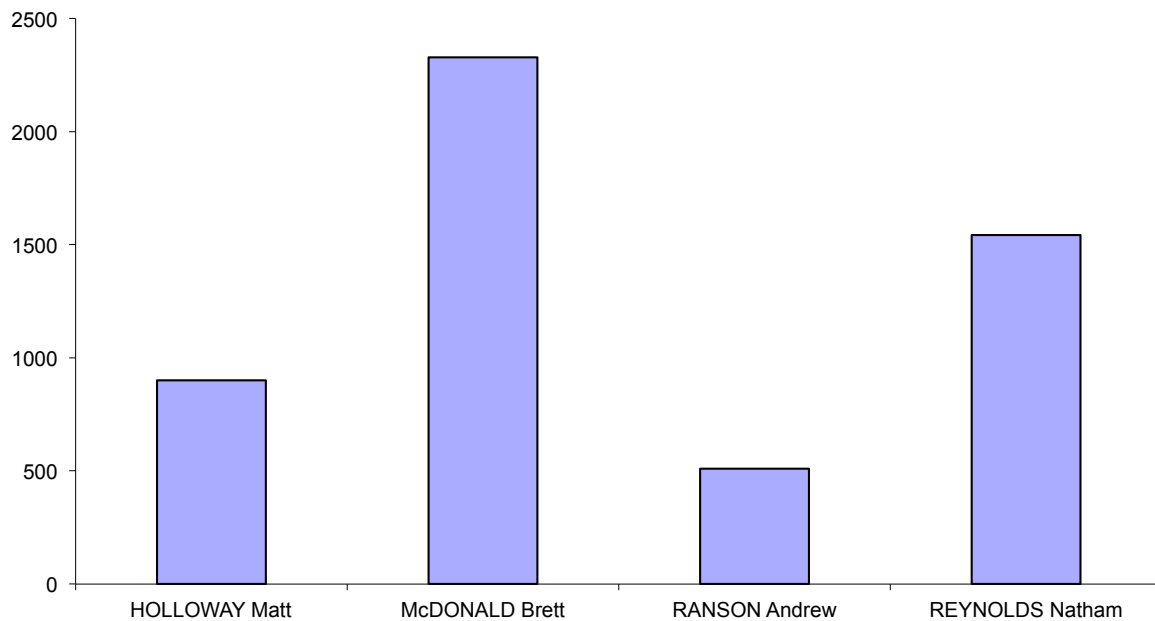
Formal Votes: 5 281

Informal ballot papers: 89

Informality rate: 1.66%

		HOLLOWAY Matt	McDONALD Brett	RANSON Andrew	REYNOLDS Natham	Exhausted	Total Votes	Absolute Majority	Remarks
Count 1	Progress Total	900	2329	509	1543	0	5281	2641	First preferences
Count 2	Votes transferred	149	98	-509	166	96			RANSON excluded
	Progress Total	1049	2427	0	1709	96	5281	2593	
Count 3	Votes transferred	-1049	363		555	131			HOLLOWAY excluded
	Progress Total	0	2790		2264	227	5281	2528	McDONALD elected

2014 Sorell Deputy Mayor election - first preferences



Sorell Council Councillor By-election

By-election due to the resignation of Mayor Carmel Torenus

6 November 2012

Informal: 97

Candidates

	LEACH Rob	PRIOR Sharon	THE DUKE OF AVRAM John	YOUNG Judy	Exhausted Votes	Total Votes	Absolute majority	Remarks
Count 1 Total	1 596	1 095	695	1 198		4 584	2 293	First preferences
Count 2 Votes transferred	323	137	- 695	156	79			THE DUKE OF AVRAM excluded
Progressive total	1 919	1 232	0	1 354	79	4 584	2 253	
Count 3 Votes transferred	426	-1 232		700	106			PRIOR excluded
Progressive total	2 345	0		2 054	185	4 584	2 200	LEACH elected

Sorell Council Mayor By-election

By-election due to the resignation of Mayor Carmel Torenus

6 November 2012

Informal: 55

Candidates

	DEGRASSI Kerry	PRIOR Sharon	THE DUKE OF AVRAM John	VINCENT Kerry John	Exhausted Votes	Total Votes	Absolute majority	Remarks
First preferences	707	682	414	2 823		4 626	2 314	VINCENT elected